

MASONS UNDERSTAND THE PROBLEM:

Moisture Buildup

Water from driving rains or heavy snowfalls can enter through tiny openings. Trapped in masonry walls, it can cause efflorescence, staining, and freeze/thaw damage. If water penetrates the building, it can destroy expensive interiors or inventory.

Mold

Mold-growth is an added hazard if water enters the building where dry-wall, carpeting or other food source materials exist.

Water Damage

To avoid those costly events, moisture must be captured promptly and channeled back out to the exterior.

The patented BlockNet® system reliably protects single-wythe concrete block walls. The stainless-steel flashing intercepts water flowing down the interior face of the block to the foundation or first course. Tough polyester mesh provides an open path for it to migrate safely to the exterior of the building, while preventing mortar droppings from blocking that path.

NOTE: BlockNet® is one of two patented solutions for managing moisture in block construction. Blok-Flash®, its sister-product, is often used in untreated-block construction and certain other applications. To learn which Mortar Net® product best meets your needs or preference, please contact us at 800-664-6638 or see our website at www.MortarNet.com.

channels
moisture



A New Technology

For information, drawings and specs, and a free sample kit, please call toll-free or visit the Mortar Net website at www.MortarNet.com

see how it works

www.mortarnet.com

BLOCKNET™
by Mortar Net®

800-664-6638

New!
**Better
Drainage**

with
BLOCKNET
by Mortar Net®

helping
your walls

breathe



**A Simple,
Cost-Effective System to
Prevent
Water-Damage
& Mold**

The BlockNet® system is composed of specially shaped 3- 3/8" deep, 28-gauge stainless-steel drainage strips with integrated drip edge, horizontal mesh element and rear water dam. Separate vertical mesh elements are included in the BlockNet® system.

The **horizontal mesh** element of the BlockNet® system is 1/8" thick, 90% open-weave polyester mesh bonded to the stainless strip's upper surface. The mesh will not oxidize, rot, promote mold or fungus growth, or react with other common building materials. It suspends mortar droppings above the stainless steel drainage strip so water flow is unobstructed, while its unique, integrated weep tabs extend to the outside of the building, eliminating the need for separate weep vents.

The **vertical element** is composed of 7" x 7" squares of the same mesh. Prickly adhesion between the mesh and the block holds the mesh in place, eliminating the need for adhesives or fasteners and preventing the mesh from collapsing under the weight of mortar droppings.

Because the drainage strip extends only 3- 3/8" into the wall, it will not interfere with properly installed vertical rebar.

BLOCKNET® SIZES & PACKAGING

The product is shipped in boxes of 20, 6' long stainless-steel drainage strips, plus 150 vertical elements. Each box contains enough material for approximately 110 lineal feet of wall.

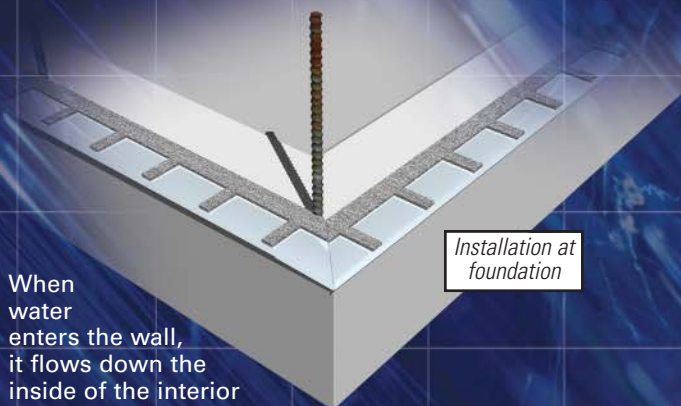
SPECIFICATIONS

CONCRETE MASONRY UNIT DRAINAGE SYSTEM

Single Wythe Wall Drainage Protection: Provide a stainless-steel flashing strip, with mesh material and integrated weep tabs adhered, and a separate vertical mesh square to maintain CMU cell/core airflow and drainage, by allowing moisture access through mortar droppings. A stainless strip with a width of 3- 3/8" and 7" x 7" vertical mesh of BlockNet® is suitable for all wall thicknesses. Install per manufacturer's instructions. Independent laboratory test is available upon request.

Product Subject to Compliance
 Manufactured by Mortar Net USA, Ltd.
 Phone: 1-800-664-6638. Sweets Buy Line: 9976


Installed at the foundation or first block course, the new, patented BlockNet® system by Mortar Net® provides sure and continuous drainage around the entire perimeter of a concrete block building.



Installation at foundation

When water enters the wall, it flows down the inside of the interior face shell of the block, through the BlockNet® vertical mesh piece, and onto the horizontal mesh elements attached to the stainless-steel flashing-strips. The rear dam of the flashing-strip channels water toward the front, and out through the integrated, mesh drainage tabs.

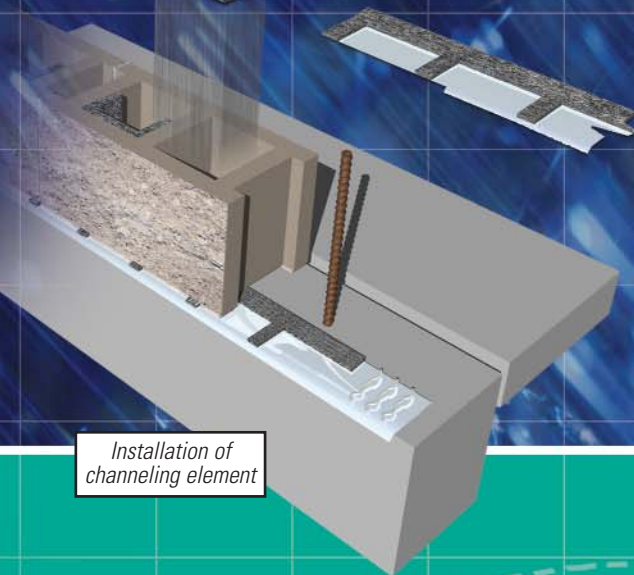
Since moisture rarely penetrates beyond an inch inside the core*, the 3- 3/8" reach of the BlockNet® system offers extra security.



Installation at first course

The BlockNet® system must be installed as close to the foundation as possible but not above the interior floor. In order for BlockNet® to work effectively, it is essential that weep tabs are above finished grade.

To install, the mason simply places the stainless steel drainage strip on the foundation or first block course. BlockNet® drainage strips will not interfere with properly installed vertical rebar. The 7" x 7" vertical mesh elements are placed only in the block course above the stainless-steel drainage strip, and channels moisture to the drainage strip. BlockNet® should be used over wall openings, bond beams and structural steel members if the ends are properly dammed.



Installation of channeling element

The BlockNet® system effectively channels water that has infiltrated the wall to the exterior of the building. Mortar Net USA, Ltd. recommends using a reliable water repellent to inhibit exterior moisture or dampness, which can wick or migrate from the outside face of the block to the inside face at any level.

*Robert L. Nelson & Associates, a nationally recognized masonry materials testing laboratory in Schaumburg, Illinois.